





Ladders and stepladders

FIVE STEPS TO KEEP YOU SAFE




STEP 1 CHOOSE THE RIGHT EQUIPMENT

- Appropriate for the working environment and the job
- Good working condition



STEP 2 CARRY IT PROPERLY

- Transport the equipment alone or with help
- If necessary, lock any moving parts and secure the ropes



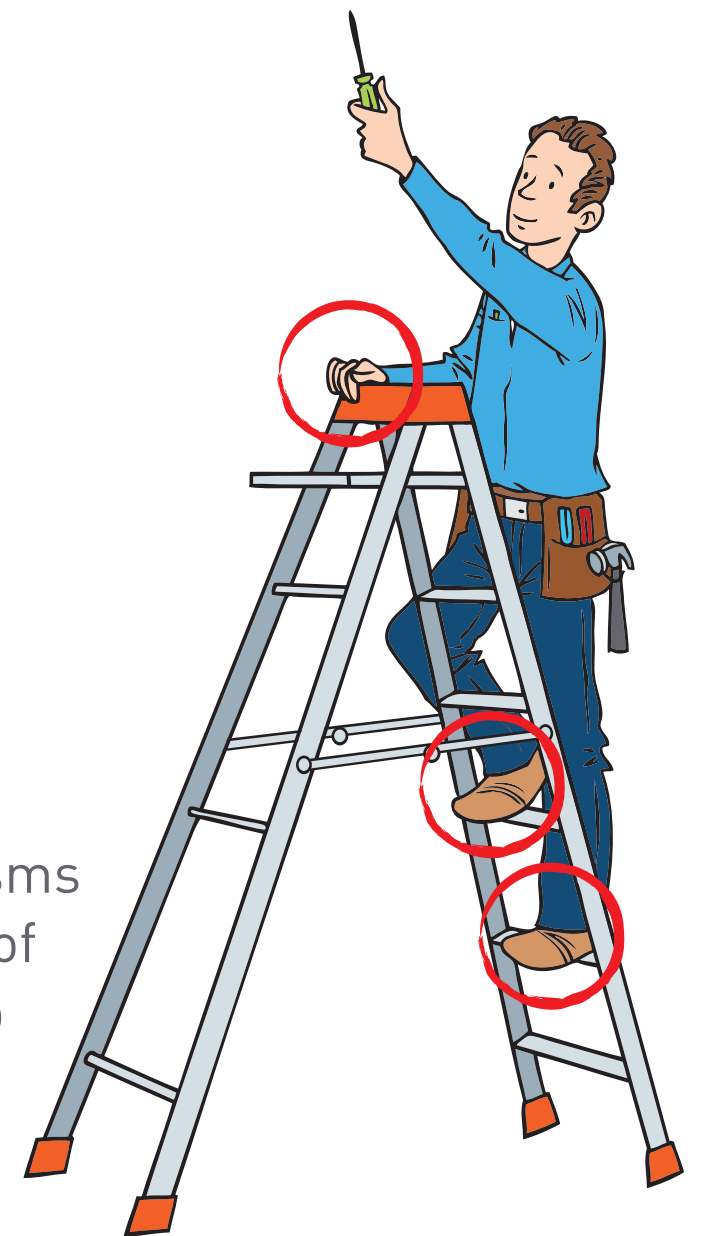
STEP 3 FOLLOW THE MANUFACTURER'S RECOMMENDATIONS

- Respect all standards for placement, positioning, overlap, etc.



STEP 4 USE THE EQUIPMENT PROPERLY

- Use the locking and stabilization mechanisms
- Maintain three points of contact when going up or down



STEP 5 STORE AND MAINTAIN

- Store on wall mounted hooks or flat on the floor
- Schedule periodic equipment maintenance

